







Markets off day's high

Domestic Markets*

| Index | Level | Chg (pts) | Index | Level | Chg (pts) |
|--|-----------|-----------|---|-----------|-----------|
| Sensex  | 17,055.70 | 3.2 | Nifty  | 5,098.65 | -2.9 |
| BSE Midcap  | 6,708.85 | -25.8 | Nifty Jr.  | 10,509.25 | -89.9 |
| BSE Smallcap  | 8,510.48 | -20.2 | S&P CNX 500  | 4,238.40 | -14.0 |

| | | | Today | Previous day |
|------------|---------------|---------------|--------------------------|--------------|
| BSE | 1155 advances | 1737 declines | BSE Volume : Rs.3161 cr. | Rs.5673 cr. |
| NSE | 475 advances | 804 declines | NSE Volume : Rs.9015 cr. | Rs.8718 cr. |

| Nifty Technical | Support | 5090 | Resistance | 5150 |
|-----------------|---------|------|------------|------|
|-----------------|---------|------|------------|------|

| Sensex Gainers | | | LTP | | | Change | | |
|----------------|---------|-------|---------|-------|------|--------|--|--|
| RIL | 1010.2 | 2% | OIL&GAS | | 1.1% | | | |
| Hero Honda | 1912.05 | 2% | FMCG | | 0.7% | | | |
| ACC | 1007 | 1.9% | CD | | 0.6% | | | |
| HUL | 239.25 | 1.6% | AUTO | | 0.1% | | | |
| Tata Motors | 782.8 | 1.5% | POWER | -0.1% | | | | |
| | | | HC | -0.3% | | | | |
| Sensex Losers | | | LTP | | | Change | | |
| ICICI Bank | 912.5 | -1.3% | REALTY | -0.4% | | | | |
| NTPC | 200.5 | -1.2% | IT | -0.4% | | | | |
| Tata Steel | 606.3 | -1.2% | TECK | -0.4% | | | | |
| Sterlite | 796.4 | -0.9% | PSU | -0.5% | | | | |
| Bharti Airtel | 288.7 | -0.9% | CG | -0.5% | | | | |
| | | | BANKE X | -0.5% | | | | |
| | | | METAL | -1.3% | | | | |

Buzzing Stocks (stocks with substantial price movement and volume spike)

| Scrip | Qty | LTP | Change (%) |
|-------------------|------------|-------|------------|
| Unitex Ltd | 24,853,756 | 74.05 | -1.4% |
| Suzlon Energy Ltd | 13,405,467 | 76.85 | -0.3% |
| IFCI Ltd | 6,710,791 | 51.75 | -1.6% |
| Lanco Infratech | 6,538,116 | 51.55 | -2.1% |
| DLF Ltd | 5,969,182 | 309.9 | -0.6% |

News and Commentary:

- **Tata Motors** has surged 3% to Rs.790, after its promoter Tata Sons upped its stake in the company by acquiring 4 mn shares of the former from Daimler for Rs. 300 cr, thus raising its stake in the commercial and passenger vehicle company by nearly 1%
- **Jagran Prakashan** has moved 1.9% at Rs.120 on BSE as the UK-based media house Independent News & Media (INM) sold 7.5% or over half of its remaining holding in the publishing group to domestic and foreign funds for Rs. 255 cr
- **Thermax** has moved up 3% to Rs.677 after it inked a joint venture with US-based Babcock & Wilcox to manufacture supercritical boilers for the Indian power sector. Thermax will own 51% stake in the joint venture while B&W PGG will control the rest
- **Man Infraconstruction** has fixed 11th March, 2010 as the listing date for 56,25,150 equity shares issued via recent public issue; the company has fixed the issue price at the the higher price band at Rs.252 per share; The IPO was subscribed 60.44 times, a highest subscription in the last two years
- **Supreme Infra** bags 2 orders worth Rs.405 cr; stk up 1.14% at Rs.189.95; it was trading with volumes of 22,534 shares, compared to its five-day average of 10,462 shares, an increase of 115.39%
- **Parekh Aluminex** is up 7% in the last 5 days; the average volumes for the stock were up 8 times in last 5 days, whereas delivery quantity is up 67%; the company mainly caters to airlines and railways
- **Nikkei** stock average continues trading flat; the index is down 3.73 points, or 0.04% down at 10,563.92; whereas **Hang Seng** was down 0.18% or 38 points at 21,170.19
- **FTSE** closed a touch lower on Tuesday, as a weakening in banks after a cautious research note from Credit Suisse slightly outpaced buoyant oil issues and drugmakers; the FTSE 100 ended down 4.42 points, or 0.1% at 5,602.30

Foreign Markets

| Index | Level | Chg (pts) | Index | Level | Chg (pts) |
|---|----------|-----------|---|-----------|-----------|
| FTSE 100*  | 5,588.82 | -13.48 | Nikkei 225**  | 10,563.92 | -3.73 |
| CAC 40*  | 3,902.11 | -7.9 | Hang Seng 45**  | 21,208.29 | 0.74 |
| DAX 30*  | 5,878.04 | -7.85 | SSE Composite**  | 3,048.93 | -20.21 |

* - Indices data is current trading levels as of 10-Mar-2010

** - Asian indices levels are closing as of 10-Mar-2010

General Information

*DJIA 30 - The Dow Jones Industrial Average is a stock index that keeps track of the performance of 30 prominent utility companies in the US. The DJIA Futures take this index as the underlying asset

*S&P 500 Index tracks 500 US stocks tracking broad domestic economy of the US. The S&P 500 Futures take this index as the underlying asset

*Nasdaq 100 Index tracks 100 largest and most active non-financial domestic and international issues listed on the NASDAQ. The Nasdaq 100 Futures take this index as the underlying asset

*FTSE 100 is UK stock market index for 100 most capitalized companies on the London Stock Exchange

*CAC 40 is a French stock market index representing 40 prominent companies listed on Euronext Paris

*Nikkei 225 is stock market index for the Tokyo stock exchange comprising of 225 stocks from various sectors

*Hang Seng 45 is a stock market index for the Hong Kong stock exchange

*SSE Composite is an index that tracks all A-shares and B-shares listed on the Shanghai stock exchange

↑ - means the index is currently trading in green (above its previous close)

● - means the index has closed in the green (above its previous close)

↓ - means the index is currently trading in red (below its previous close)

● - means the index has closed in the red (below its previous close)

Disclaimer

This Document has been prepared by Nirmal Bang Research (A Division of Nirmal Bang Securities PVT LTD). The information, analysis and estimates contained herein are based on Nirmal Bang Research assessment and have been obtained from sources believed to be reliable. This document is meant for the use of the intended recipient only. This document, at best, represents Nirmal Bang Research opinion and is meant for general information only. Nirmal Bang Research, its directors, officers or employees shall not in anyway be responsible for the contents stated herein. Nirmal Bang Research expressly disclaims any and all liabilities that may arise from information, errors or omissions in this connection. This document is not to be considered as an offer to sell or a solicitation to buy any securities. Nirmal Bang Research, its affiliates and their employees may from time to time hold positions in securities referred to herein. Nirmal Bang Research or its affiliates may from time to time solicit from or perform investment banking or other services for any company mentioned in this document.

About Nirmal Bang

Founded in 1986 by Shri Nirmal Bang, the Nirmal bang Group is recognized as one of the largest retail broking houses in India, providing an array of financial products and services. Our retail and institutional clients have access to products such as equities, derivatives, commodities, currency derivatives, mutual funds, IPOs, insurance, depository services and PMS. Throughout our history, we have fostered one overriding purpose – to provide each client with personal service and quality of work. By adhering to this principle, we have grown to become a successful and well-respected firm of highly qualified professionals.

The Group is headed by Mr. Dilip Bang and Mr. Kishore Bang who bring forward industry expertise, insight and most importantly, create an environment of unmatched commitment to clients. We are registered members of the Bombay Stock Exchange Limited (BSE), National Stock Exchange of India Limited (NSE), Multi Commodity Exchange of India Limited (MCX), National Commodity & Derivatives Exchange Limited (NCDEX), National Multi Commodity Exchange of India Limited (NMCE) and MCX Stock Exchange Limited and are also depository participants of NSDL and CDSL.