







Market pare some gains














(IIP data eyed later during the day, bloomberg estimates 17%)

Domestic Markets*

Index	Level	Chg (pts)	Index	Level	Chg (pts)
Sensex 	17,208.15	40.2	Nifty 	5,147.35	14.0
BSE Midcap 	6,730.51	14.4	Nifty Jr. 	10,535.05	29.8
BSE Smallcap 	8,501.93	31.6	S&P CNX 500 	4,264.50	11.7

			Today	Previous day
BSE	1422 advances	1444 declines	BSE Volume : Rs.1462 cr.	Rs. 1304 cr.
NSE	716 advances	541 declines	NSE Volume : Rs.3995 cr.	Rs. 3764 cr.

Nifty Technical	Support	5100	Resistance	5180
-----------------	---------	------	------------	------

Sensex Gainers			BSE Sectoral Indices*		
LTP	Change				
Hindalco	163.1	2%	OIL&GAS		0.9%
Tata Power	1352.85	1.8%	AUTO		0.5%
M&M	1143.1	1.7%	HC		0.4%
RIL	1029.65	1.3%	METAL		0.3%
Bharti Airtel	297.35	1.2%	BANKEKX		0.2%
			REALTY		0.1%
			FMCG		0.1%
Sensex Losers			CD		0.0%
HUL	226	-1.2%	PSU		0.0%
HDFC Bank	1810.1	-1%	POWER		0.0%
NTPC	201.45	-0.6%	TECK		0.0%
Infosys	2668	-0.6%	IT		-0.2%
JP Asso	145.65	-0.5%	CG		-0.3%







Buzzing Stocks (stocks with price movement and volume spike)

Scrip	Volume	LTP	Change
shree renuka sug	7,676,434	155.05	-5.0%
Fortis healthcar	6,210,146	184.7	3.8%
Hindalco inds	6,146,033	163.1	2.1%
Unitech Ltd.	5,720,301	74.55	0.2%
IFCI Ltd.	4,390,573	52.7	0.5%

News and Commentary:

- **Bank of rajasthan** has received shareholder nod to raise funds up to Rs 250 crore via QIP. The bank is going to complete the QIP in the next three months
- **Mahindra Satyam** signed a four-year offshore contract worth \$48 million with KMD, a Denmark-based information technology company
- **Phillips Carbon** to raise upto Rs 200 crore via QIP
- **Torrent Pharmaceuticals** has entered into a supply deal with UK-based drug maker AstraZeneca; Torrent Pharma has surged to a new high on supply deal with AstraZeneca
- **The rupee** is at 45.45 per dollar, almost 15 paise stronger from its previous close. The focus for the day is on Industrial production number; any positive surprise in this number can lend further support to the rupee during the day; It can test the levels of 45.38-45.40 per dollar today
- **WTI Crude** (Mar'10) Crude oil futures extended the gains in early trades today, trading slightly higher at \$82.2 per barrel; better-than-expected US International trade number raised the risk appetite and supported the upside in crude futures yesterday; furthermore, weakness in the dollar also lent some support
- **Gold** (Apr'10) futures are trading at \$1113 per oz, up by \$5 from its previous close; Gold futures gained some ground yesterday backed by slight weakness in the dollar; we expect gold futures to trade in the range of \$1100-\$1110 per oz during the day
- **Japan's Nikkei** hit a seven-week high today, with investors encouraged by a weaker yen amid speculation that the Bank of Japan may take additional steps to ease monetary policy
- **Hong Kong shares** are opened down today, tracking strength in overseas markets, with Air China up 9.31% to open at a more than two-year high after it announced plan to raise funds.

Foreign Markets:

Index Futures	Level	Chg (pts)	Spot Indices	Level	Chg (pts)
DJIA 	10540	-8	Nikkei 225* 	10737.52	72.57
S&P 500 	1145.50	-0.40	Hang Seng 45* 	21211.63	-16.51
Nasdaq 100 	1921.00	-1.50	SSE Composite* 	3044.85	-5.75

General Information

*DJIA 30 - The Dow Jones Industrial Average is a stock index that keeps track of the performance of 30 prominent utility companies in the US. The DJIA Futures take this index as the underlying asset

*S&P 500 Index tracks 500 US stocks tracking broad domestic economy of the US. The S&P 500 Futures take this index as the underlying asset

*Nasdaq 100 Index tracks 100 largest and most active non-financial domestic and international issues listed on the NASDAQ. The Nasdaq 100 Futures take this index as the underlying asset

*FTSE 100 is UK stock market index for 100 most capitalized companies on the London Stock Exchange

*CAC 40 is a French stock market index representing 40 prominent companies listed on Euronext Paris

*Nikkei 225 is stock market index for the Tokyo stock exchange comprising of 225 stocks from various sectors

*Hang Seng 45 is a stock market index for the Hong Kong stock exchange

*SSE Composite is an index that tracks all A-shares and B-shares listed on the Shanghai stock exchange

 - means the index is currently trading in green (above its previous close)

 - means the index has closed in the green (above its previous close)

 - means the index is currently trading in red (below its previous close)

 - means the index has closed in the red (below its previous close)

Disclaimer

This Document has been prepared by Nirmal Bang Research (A Division of Nirmal Bang Securities PVT LTD). The information, analysis and estimates contained herein are based on Nirmal Bang Research assessment and have been obtained from sources believed to be reliable. This document is meant for the use of the intended recipient only. This document, at best, represents Nirmal Bang Research opinion and is meant for general information only. Nirmal Bang Research, its directors, officers or employees shall not in anyway be responsible for the contents stated herein. Nirmal Bang Research expressly disclaims any and all liabilities that may arise from information, errors or omissions in this connection. This document is not to be considered as an offer to sell or a solicitation to buy any securities. Nirmal Bang Research, its affiliates and their employees may from time to time hold positions in securities referred to herein. Nirmal Bang Research or its affiliates may from time to time solicit from or perform investment banking or other services for any company mentioned in this document.

About Nirmal Bang

Founded in 1986 by Shri Nirmal Bang, the Nirmal bang Group is recognized as one of the largest retail broking houses in India, providing an array of financial products and services. Our retail and institutional clients have access to products such as equities, derivatives, commodities, currency derivatives, mutual funds, IPOs, insurance, depository services and PMS. Throughout our history, we have fostered one overriding purpose – to provide each client with personal service and quality of work. By adhering to this principle, we have grown to become a successful and well-respected firm of highly qualified professionals.

The Group is headed by Mr. Dilip Bang and Mr. Kishore Bang who bring forward industry expertise, insight and most importantly, create an environment of unmatched commitment to clients.

We are registered members of the Bombay Stock Exchange Limited (BSE), National Stock Exchange of India Limited (NSE), Multi Commodity Exchange of India Limited (MCX), National Commodity & Derivatives Exchange Limited (NCDEX), National Multi Commodity Exchange of India Limited (NMCE) and MCX Stock Exchange Limited and are also depository participants of NSDL and CDSL.